



To,
The Manager Listing
Corporate Relation Department
Bombay Stock Exchange Limited
Phiroz Jeejeeboy Tower
Dalal Street,
Mumbai 400001

April 26, 2013

Sub: - Submission of pattern of shareholding for the quarter ended 31st March 2013.

Sir,


Kindly find enclosed following documents for the quarter ending 31st March 2013.

1. Pattern of shareholding for the quarter ending 31st March 2013.

Please take above information on record.

Thanking You,

For Sylph Technologies Limited


Authorized Signatory

Enclosed: As Stated above

Sylph Technologies Ltd.

ST-4, "Press House" 22, Press Complex, A. B. Road,
INDORE (M.P.) 452008, INDIA, Phone: 0731-2571451
E-mail : info@sylphtechnologies.com; mhfl@bsnl.in
Url : www.sylphtechnologies.com




Name of the Company	SYLPH TECHNOLOGIES LTD		
Scrip Code		Quarter Ended	31/03/2013

Partly Paid-up Shares	No. of partly paid-up shares	As a % of total no. of partly paid-up shares	As a % of total no. of shares of the company
Held by promoter/ promoter group	NIL	NIL	NIL
Held by public	NIL	NIL	NIL
Total			

Outstanding convertible securities :-	No. of outstanding securities	As a % of total no. of outstanding convertible securities	As a % of total no. of shares of the company, assuming full conversion of the convertible securities
Held by promoter/ promoter group	NIL	NIL	NIL
Held by public	NIL	NIL	NIL
Total			

Warrants:-	No. of warrants	As a % of total no. of warrants	As a % of total no. of shares of the company assuming full conversion of the warrants
Held by promoter/ promoter group	NIL	NIL	NIL
Held by public	NIL	NIL	NIL
Total			

Total paid-up capital of the company, assuming full conversion of warrants and convertible securities	7945800
---	---------



(I) (a) Statement showing Shareholding Pattern under Clause 35 of the Listing Agreement

Name of the Company | SYLPH TECHNOLOGIES LTD

Script Code | Quarter Ended | 31/03/2013

Category code	Category Shareholder	Number of Shareholders	Total number of shares	Number of shares held in dematerialized form	Total Shareholding		Shares pledged or otherwise encumbered
					As a percentage of total number of shares of (A+B)	As a percentage of (A+B+C)	
(A)	Shareholding of Promoter and Promoter Group						
1	Indian						
(a)	Individuals / Hindu Undivided Family	2	1269800	1269800	15.98	15.98	0
(b)	Central Government/ State Government(s)	0	0	0	0.00	0.00	0
(c)	Bodies Corporate	0	0	0	0.00	0.00	0
(d)	Financial Institutions/Banks	0	0	0	0.00	0.00	0
(e)	Any Other (Specify)						
	(a) Directors	0	0	0	0.00	0.00	0
	(b) Directors Relative	0	0	0	0.00	0.00	0
	(c) Person Acting in Concert	0	0	0	0.00	0.00	0
	Sub Total (A) (1)	2	1269800	1269800	15.98	15.98	0
2	Foreign						
(a)	Individuals (Non-Resident Individuals/ Foreign Individuals)	0	0	0	0.00	0.00	0
(b)	Bodies Corporate	0	0	0	0.00	0.00	0
(c)	Institutions	0	0	0	0.00	0.00	0
(d)	Qualified Foreign Investor	0	0	0	0.00	0.00	0
(e)	Any Other (Specify)						
	Sub Total (A) (2)	0	0	0	0.00	0.00	0
	Total Shareholding of Promoter and Promoter Group (A) = (A) (1) + (A) (2)	2	1269800	1269800	15.98	15.98	0



SYLPH TECHNOLOGIES LTD

Name of the Company


Quarter Ended | 31/03/2013

Scrip Code

Category	Category Shareholder code	Number of Shareholders	Total number of shares	Number of shares held in dematerialized form	Total Shareholding as a percentage of total number of shares	As a percentage of (A+B)	As a percentage of (A+B+C)	Number of shares	Shares pledged or otherwise encumbered
(B)	Public Shareholding							N.A.	N.A.
1	Institutions								
(a)	Mutual Funds / UTI	0	0	0	0.00	0.00	0.00		
(b)	Financial Institutions / Banks	0	0	0	0.00	0.00	0.00		
(c)	Central Government / State Government(s)	0	0	0	0.00	0.00	0.00		
(d)	Venture Capital Funds	0	0	0	0.00	0.00	0.00		
(e)	Insurance Companies	0	0	0	0.00	0.00	0.00		
(f)	Foreign Institutional Investors	0	0	0	0.00	0.00	0.00		
(g)	Foreign Venture Capital Investors	0	0	0	0.00	0.00	0.00		
(h)	Qualified Foreign Investor	0	0	0	0.00	0.00	0.00		
(i)	Any Other (Specify)	0	0	0	0.00	0.00	0.00		
	Sub Total (B) (1)	0	0	0	0.00	0.00	0.00	N.A.	N.A.
2	Non-Institutions								
(a)	Bodies Corporate	36	119089	108589	1.50	1.50	1.50		
(b)	Individuals	5361	2897711	488311	36.47	36.47	36.47		
(i)	Individual Shareholders holding nominal share capital up to Rs. 1 lakh								
(ii)	Individual Shareholders holding nominal share capital in excess of Rs. 1 lakh	21	3647800	3478500	45.91	45.91	45.91		
(c)	Qualified Foreign Investor	0	0	0	0.00	0.00	0.00		
(d)	Any Other (Specify)	1	1200	1200	0.02	0.02	0.02		
	N.R.I. (Repat & Non-Repat.)	0	0	0	0.00	0.00	0.00		
	Foreign Corporate Bodies	0	0	0	0.00	0.00	0.00		
	Trust	11	10200	10200	0.13	0.13	0.13		
	Undivided Family	0	0	0	0.00	0.00	0.00		
	Employee	0	0	0	0.00	0.00	0.00		
	Clearing Members	0	0	0	0.00	0.00	0.00		



	Sub Total (B) (2)	5430	6676000	4086800	84.02	84.02	N.A.
	Total Public Shareholding (B)= (B) (1) + (B) (2)	5430	6676000	4086800	84.02	84.02	
	TOTAL (A) + (B)	5432	7945800	5356600	100.00	100.00	N.A.
(C)	Shares held by Custodians and against which Depository Receipts have been issued						N.A.
1)	Promoter and Promoter Group	0	0	0	0.00	0.00	N.A.
2)	Public	0	0	0	0.00	0.00	N.A.
	Sub-Total (C)	0	0	0	0.00	0.00	N.A.
	GRAND TOTAL (A) + (B) + (C)	5432	7945800	5356600	100.00	100.00	



0.00

15.98

(*) The term "encumbrance" has the same meaning as assigned to it in regulation 28(3) of the SAST Regulation, 2011




Name of the Company | SYLPH TECHNOLOGIES LTD

Scrip Code | Quarter Ended | 31/03/2013

(I) (c) (i) Statement showing holding of securities (including shares, warrants, convertible securities) of persons belonging to the category "Public" and holding more than 1% of the total number of shares

Sr. No.	Name of the Shareholder	Total number of shares	Shares as a % of total number of shares		Warrants		Details of convertible securities	
			(i.e. Grand Total (A) + (B) + (C))	As a % of total	Number of Warrants	As a % of total	Number of Convertible securities	As a % of total
1	DEVKI NANDAN AGRAWAL	1000000	12.58	0	0.00	0	0	
2	RAJENDRA KUMAR VERMA	1000000	12.58	0	0.00	0	0	
3	GHANSHYAM SONI	1000000	12.58	0	0.00	0	0	
4	BUTA SINGH	197800	2.48	0	0.00	0	0	
	INDERJIT KAUR	100100	1.25	0	0.00	0	0	
	TOTAL	3297900	41.50	0	0.00	0	0	



0.00

41.50



Name of the Company | SYLPH TECHNOLOGIES LTD

Quarter Ended | 31/03/2013

(I) (c) (ii) Statement showing holding of securities (including shares, warrants, convertible securities) of persons (together with PAC) belonging to the category "Public" and holding more than 5% of the total number of shares of the company

Sr. Name(s) of the Shareholder(s)	Number	Shares as a % of	Details of Warrants	Details of convertible securities	Total
No. and the Persons Acting in Concert underlying (PAC) with them assuming full of warrants convertible securities) as a % of share	of share	total number of shares {i.e. Grand Total (A)+(B)+(C)}	As a % of total indicated in Stat- ment at para (I) (a) above}	Number of Convertible securities convertible and securities of the same class	(including shares conversion capital
1 DEVKI NANDAN AGRAWAL	1000000	12.58	0 0.00	0 0.00	0.00
12.58					
2 RAJENDRA KUMAR VERMA	1000000	12.58	0 0.00	0 0.00	0.00
12.58					
3 GHANSHYAM SONI	1000000	12.58	0 0.00	0 0.00	0.00
12.58					
TOTAL	3000000	37.75			



Scrip Code | | Quarter Ended | 31/03/2013

Statement showing details of locked-in shares

Sr. No.	Name of the Shareholder	Total number of shares	Shares as a % of total number of shares {i.e. Grand Total (A)+(B)+(C) indicated in Statement at para (I) (a)}	Promoter / Group /
1	DEVKI NANDAN AGRAWAL	1000000	12.59	Public
2	GHANSHYAM SONI	395800	4.98	Public
3	RAJESH JAIN	235000	2.96	Promoter/Promoter Group
TOTAL		1630800	20.53	




Name of the Company	SYLPH TECHNOLOGIES LTD		
Scrip Code		Quarter Ended	31/03/2013

(II) (a) Statement showing details of Depository Receipts (DRs)

Sr. No.	Type of outstanding DR (ADDRs, GDRs, SDRs, etc.)	Number of outstanding DRs	Total number of shares	Shares underlying outstanding DRs as a % of total number of shares {i.e., GRAND TOTAL (A)+(B)+(C) indicated in statement at para (I) (a) above}
	NIL	NIL	NIL	NIL
	TOTAL			


(II) (b) Statement showing holding of Depository Receipts (DRs), where underlying shares are in excess of 1% of the total number of shares

Sr. No.	Name of the DR Holder	Type of outstanding DR (ADRs, GDRs, SDRs, etc.)	Number of shares underlying outstanding DRs	Shares underlying outstanding DRs as a % of total number of shares {i.e., GRAND TOTAL (A)+(B)+(C) indicated in statement at para (I) (a) above}
	NIL	NIL	NIL	NIL
	TOTAL			



STATEMENT OF FINAL SHAREHOLDING PATTERN


DESCRIPTION	NO. OF SHARES	% OF CAPITAL	NO. OF HOLDERS	% OF HOLDRES
INDIVIDUALS	6545511	82.38	5382	99.08
BODIES CORPORATE	119089	1.50	36	0.66
PROMOTER	1269800	15.98	2	0.04
N.R.I. (NON-REPAT)	1200	0.02	1	0.02
HINDU UNDIVIDED FAMILY	10200	0.13	11	0.20
TOTAL ----->	7945800	100.00	5432	100.00



IND NO.	NAME OF THE HOLDER	SHARES	% CAPITAL
1202620000001260	DEVKI NANDAN AGRAWAL	1000000	12.58
1202620000106333	RAJENDRA KUMAR VERMA	1000000	12.58
1202620000092511	GHANSHYAM SONI	1000000	12.58
1202620000053972	RAJESH JAIN	895200	11.26
1202620000002061	JAYSHRI JAIN	374600	4.71
IN300513-10071492	BUTA SINGH	197800	2.48
IN300513-10071484	INDERJIT KAUR	100100	1.25
IN301330-20852936	INVESTSMART STOCK BROKERS PVT LTD	70059	0.88
1301760000036542	NEMI CHAND JAIN	45700	0.57
R05202	RANJNA VERMA	45500	0.57
1201180000005139	ANIL MANSUKHLAL KOTHARI	35900	0.45
1301760000036274	SHILA JAIN	29800	0.37
A03022	ARVIND M KARIYA	26200	0.32
1203440000110004	SHAH AKSHAY R	25000	0.31
Z01076	ANIL KOTHARI	19600	0.24
1204630000295364	JAY PRAKASH SHUKLA	16600	0.20
Z01091	KANAN S.SOLANKI	16000	0.20
1201130000271659	MAHESH K SACHADE	14600	0.18
M03091	MONA DUBEY	14000	0.17
M01026	M RAJEE	13300	0.16
N02004	NAGJI KESHAVJI RITA	13200	0.16
IN302679-30645153	ANIL GUPTA	13000	0.16
P02003	PREM MITTAL	10900	0.13
N02163	NARESH T SANGHANI	10600	0.13
S05635	SUDHA B VITHLANI	10000	0.12
12033200003122989	S V R CHOWDARY	10000	0.12
IN301313-21029379	SUNIL S GANDHI	9900	0.12
IN300214-16653023	DEEPAKKUMAR DAYARAMBHAI PATEL	9700	0.12
V02001	VIJAY BAGADI	9600	0.12
IN300513-16943327	PANKAJ HIRALAL SHAH	9400	0.11
K03243	KISHOR THACKAR	9300	0.11
N02255	NIMISH SUDHIRCHANDRA SHROFF	8700	0.10
P02173	PRASHANT K SHAH	8600	0.10
IN300095-11278176	Kamlesh S Sharma	7900	0.09
P02234	PARSHU RAM GUPTA	7800	0.09
K03114	KISHORILAL AGARAWAL	7600	0.09
M03195	MAHESH R SHAH	7100	0.08
1203440000068717	ARCADIA SHARE AND STOCK BROKERS PVT	7000	0.08
V02120	VINOD SRIVASTAVA	7000	0.08
M03127	MINOO J BUHARIWALLA	7000	0.08
R01002	R ARUNA	6900	0.08
A03184	AMIT RASIKLAL SHAH	6900	0.08
A03115	ARUNA GEHLOT	6700	0.08
IN300239-12516413	P C NAGENDRA RAO	6700	0.08
S05245	SHASHIKALA DALMIA	6500	0.08
A03114	AMBARAM	6300	0.07
12010600001413484	JAGDISH G PATEL	6300	0.07
S05193	SAVITRI BAI	6200	0.07
V02172	VIJAYA TOSHNIWAL	6200	0.07
P02088	PUSHP LATA SONI	6100	0.07
00050	TOTAL SHARES ----->	5189059	65.30



NO.	NAME OF THE HOLDER	SHARES	% CAPITAL
202620000092511	GHANSHYAM SONI	1000000	12.58
1202620000106333	RAJENDRA KUMAR VERMA	1000000	12.58
1202620000001260	DEVKI NANDAN AGRAWAL	1000000	12.58
IN300513-10071492	BUTA SINGH	197800	2.48
IN300513-10071484	INDERJIT KAUR	100100	1.25
13017600000036542	NEMI CHAND JAIN	45700	0.57
R05202	RANJNA VERMA	45500	0.57
12011800000005139	ANIL MANSUKHLAL KOTHARI	35900	0.45
13017600000036274	SHILA JAIN	29800	0.37
A03022	ARVIND M KARIYA	26200	0.32
12034400000110004	SHAH AKSHAY R	25000	0.31
Z01076	ANIL KOTHARI	19600	0.24
12046300000295364	JAY PRAKASH SHUKLA	16600	0.20
Z01091	KANAN S.SOLANKI	16000	0.20
12011300000271659	MAHESH K SACHADE	14600	0.18
M03091	MONA DUBEY	14000	0.17
M01026	M RAJEE	13300	0.16
N02004	NAGJI KESHAVJI RITA	13200	0.16
IN302679-30645153	ANIL GUPTA	13000	0.16
P02003	PREM MITTAL	10900	0.13
N02163	NARESH T SANGHANI	10600	0.13
S05635	SUDHA B VITHLANI	10000	0.12
12033200003122989	S V R CHOWDARY	10000	0.12
IN301313-21029379	SUNIL S GANDHI	9900	0.12
IN300214-16653023	DEEPAKKUMAR DAYARAMBHAI PATEL	9700	0.12
V02001	VIJAY BAGADI	9600	0.12
IN300513-16943327	PANKAJ HIRALAL SHAH	9400	0.11
K03243	KISHOR THACKAR	9300	0.11
N02255	NIMISH SUDHIRCHANDRA SHROFF	8700	0.10
P02173	PRASHANT K SHAH	8600	0.10
IN300095-11278176	Kamlesh S Sharma	7900	0.09
P02234	PARSHU RAM GUPTA	7800	0.09
K03114	KISHORILAL AGARAWAL	7600	0.09
M03195	MAHESH R SHAH	7100	0.08
M03127	MINOO J BUHARIWALLA	7000	0.08
V02120	VINOD SRIVASTAVA	7000	0.08
A03184	AMIT RASIKLAL SHAH	6900	0.08
R01002	R ARUNA	6900	0.08
IN300239-12516413	P C NAGENDRA RAO	6700	0.08
A03115	ARUNA GEHLOT	6700	0.08
S05245	SHASHIKALA DALMIA	6500	0.08
A03114	AMBARAM	6300	0.07
12010600001413484	JAGDISH G PATEL	6300	0.07
V02172	VIJAYA TOSHNIWAL	6200	0.07
S05193	SAVITRI BAI	6200	0.07
P02088	PUSHP LATA SONI	6100	0.07
IN302679-37278071	JASWANT SINGH BISHT	6000	0.07
B02142	BALKRISHNA HARLALKA	6000	0.07
M03222	MUKESH J DHAROD	6000	0.07
S06012	STATE BANK OF INDIA	6000	0.07
00050	TOTAL SHARES ----->	3866200	48.65



TO NO.	NAME OF THE HOLDER	SHARES	% CAPITAL
301330-20852936	INVESTSMART STOCK BROKERS PVT LTD	70059	0.88
203440000068717	ARCADIA SHARE AND STOCK BROKERS PVT	7000	0.08
1204370000004838	SWASTIKA INVESTMART LIMITED	5900	0.07
1203440000006586	TULSI MARKETING PVT LTD	5000	0.06
12010600000036095	Rander Corporation Limited	4000	0.05
002005	ORIENT CARTONS LIMITED	3100	0.03
1204150000007808	JAINAM SHARE CONSULTANTS PVT. LTD	2500	0.03
Y01042	YOGLAXMI INV&TRD PVT LTD.	2500	0.03
12042300000025644	RR EQUITY BROKERS PRIVATE LIMITED	2200	0.02
1201410000009040	ACHATES INVESTMENT & CREDITS (P)	2000	0.02
IN302365-10000130	SHRI PARASRAM HOLDINGS PVT.LTD.	1900	0.02
IN301604-10117654	NIRMAL BANG SECURITIES PVT. LTD.	1700	0.02
P02133	PLAY-FAIR CAPITAL AND INV (P) LTD.	1500	0.01
S05641	SWAN FINANCE LIMITED	1500	0.01
1201640000007983	MANSUKH STOCK BROKERS LIMITED	1300	0.01
S05424	SKC FINANCIAL SERVICES PVT. LTD.	1000	0.01
IN301151-21882036	A3 CAPITAL SERVICES (INDIA) LIMITED	600	0.00
1202650100023645	SHREYA VYAPAAR PRIVATE LIMITED	600	0.00
1201910100055137	SMC GLOBAL SECURITIES LIMITED	600	0.00
IN303116-10000083	VENTURA SECURITIES LIMITED	600	0.00
C01203	CAPMAN FINANCIALS LIMITED	500	0.00
1203320000000066	ANGEL BROKING LIMITED.	400	0.00
IN301846-10283572	LSE SECURITIES LTD.	400	0.00
1204000000000023	ANUGRAH STOCK & BROKING PVT LTD	300	0.00
12046300000023115	BMA WEALTH CREATORS LTD.	300	0.00
IN301477-10000096	BONANZA PORTFOLIO LTD	300	0.00
12056900000003415	RAGA SECURITIES AND FINANCE PVT LTD	300	0.00
A01074	AHILYA CONSTRUCTION P LTD	200	0.00
IN301143-10095924	MASTER CAPITAL SERVICES LTD	200	0.00
IN301983-10000168	ARIHANT CAPITAL MKT. LTD	100	0.00
12032800000240139	DBFS SECURITIES LIMITED	100	0.00
IN300940-10160640	INDUS PORTFOLIO PVT. LTD	100	0.00
IN300513-14972584	SHAREKHAN LIMITED	100	0.00
S01808	SHENOY FINANCE PRIVATE LTD	100	0.00
S05645	SURVIKA TRADERS PVT LTD	100	0.00
IN303663-10005865	NDA SECURITIES LTD.	30	0.00
00036	TOTAL SHARES ----->	119089	1.49



NO.	NAME OF THE HOLDER	SHARES	% CAPITAL
202620000053972	RAJESH JAIN	895200	11.26
202620000002061	JAYSHRI JAIN	374600	4.71
00002	TOTAL SHARES ----->	1269800	15.98



NO.	NAME OF THE HOLDER	SHARES	% CAPITAL
204620000015204	UDAY KAPADIA	1200	0.01
00001	TOTAL SHARES ----->	1200	0.01



NO.	NAME OF THE HOLDER	SHARES	% CAPITAL
IN300386-10183650	PRAKASH CHAND B SURANA	3000	0.03
IN301983-10479542	AJAY JAIN	2000	0.02
1202900000016382	DINESH B. RATHOD HUF BASTIMAL RATHO	1000	0.01
IN300206-10688506	PRAMOD KR JAIN	1000	0.01
1207020000115501	R. T. KEWALRAMANI (HUF)	1000	0.01
1202540000098840	VIJAY KUMAR HUF	1000	0.01
1203950000044011	RAVI MANOHARLAL PUNJABI- HUF .	500	0.00
IN300999-10000012	MR. BHAGWATI PRASAD MANDHOLIA	200	0.00
1206120000266405	RAJ KUMAR SINGHAL	200	0.00
12013700000311580	SHRI OMPRAKASH SONI HUF	200	0.00
IN302365-10629492	VIKAS JAIN	100	0.00
00011	TOTAL SHARES ----->	10200	0.12



DISTRIBUTION OF HOLDINGS

HOLDING OF ANNUAL VALUE OF (1)	NUMBER (2)	% TO TOTAL (3)	IN RS. (4)	% TO TOTAL (5)
UPTO 5,000	4140	76.22	9879240	12.43
5,001 - 10,000	799	14.71	7366420	9.27
10,001 - 20,000	283	5.21	4789780	6.03
20,001 - 30,000	88	1.62	2309370	2.91
30,001 - 40,000	31	0.57	1107000	1.39
40,001 - 50,000	24	0.44	1147600	1.44
50,001 - 1,00,000	43	0.79	2982000	3.75
1,00,001 AND ABOVE	24	0.44	49876590	62.77
T O T A L =>	5432	100.00	79458000	100.00



for Disclosures under Regulation 30(1) and 30(2) of SEBI (Substantial Acquisition of Shares and Takeover) Regulations, 2011

1. Name of the Target Company (TC)	SYLPH TECHNOLOGIES LTD		
2. Name(s) of the stock exchange(s) where the shares of the TC are listed			
3. Particulars of the Shareholder(s) :			
a. Name of the person(s) together with persons acting in Concert (PAC) whose total holding (including that in the form of shares, warrants, convertible securities and any other instrument that would entitle the holder to receive shares in the TC) is more than 25% of the voting rights of the TC.			
Or			
b. Name(s) of promoter(s), member of the promoter group and PAC with him	Please refer below point 4 for details.		
4. Particulars of the Shareholding of person(s) mentioned at (3) above	Number of shares	% w.r.t. total share / voting capital wherever applicable	% of total diluted share / voting capital of TC (*)
As of March 31, 2013 holding of			
a) SHARES :			
001 RAJESH JAIN	895200	11.26	11.26
002 JAYSHRI JAIN	374600	4.71	4.71
b) Voting Rights (otherwise than by shares)	NA	NA	NA
c) Warrants	NA	NA	NA
d) Convertible Securities	NA	NA	NA
e) Any other instrument that would entitle the holder to receive share in the TC	NA	NA	NA
Total	1269800	15.98	15.98

(*) Diluted share/voting capital means the total number of shares in TC assuming full conversion of the outstanding convertible securities/warrants into equity shares of the TC.

NOTE :
1. In case of promoter(s) making disclosure under regulation 30(2), no additional disclosure under regulation 30(1) is required.

For, SYLPH TECHNOLOGIES LTD

 Director / Authorised Signatory

Place :
 Date : 31/03/2013

